



Thinkuknow Introduction Course Introduction to CEOP and Reporting



Module One

Trainer:





Aims of the session

- Gain a better understanding of dealing with some of the issues children face online
- Understand the role of CEOP and reporting incidents
- Gain advice on ensuring your children have a positive **digital footprint**

Sackville News!

Sackville E-Safety Advice: Parental Controls

Mr Lea writes:-

What do parental controls do?

These controls are designed to help parents and carers manage their child's online activities. There are various types, some of which are free but others which can be bought. However, nothing is totally foolproof so they don't replace the need for adults to support and advise children using the internet.

For detailed guidance on all the different types of control, you can use the online tool on the website below:

<http://www.internetmatters.org/parental-controls/interactive-guide/>

This gives you the chance to set up a personalised list of the controls used in your home on all your different devices. There is also advice on how to use all the various controls, with videos and step-by-step instructions.





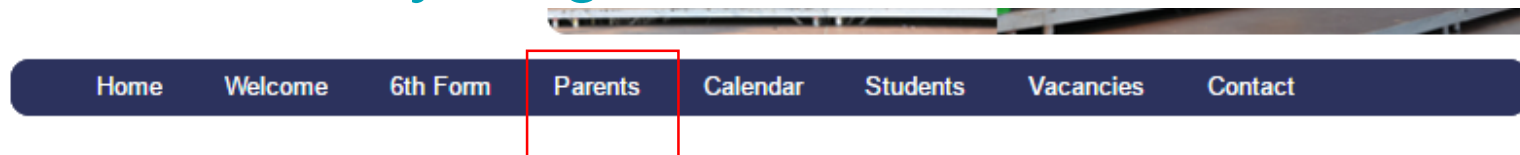
Useful site – Think you know



The screenshot shows the Thinkuknow website interface. At the top left is the Thinkuknow logo. To its right is the heading 'Welcome to CEOP's Thinkuknow' followed by the text 'Are you...'. Below this, there are six colored buttons arranged in a 2x3 grid, each with a different background image and text:

- 5-7?**: Blue background with an underwater scene featuring bubbles, stars, and fish.
- 8-10?**: Yellow background with a cartoon robot character.
- 11-13?**: Green background with a brick wall pattern.
- 14+?**: Yellow background with a close-up of a person's face.
- Parent/Carer?**: Blue background with a close-up of a person's face.
- Children's workforce?**: Light blue background with a close-up of a person's face.

School E-Safety Page



E-Safety

The Internet is filled with incredible information and useful resources that most of us make use of on a regular basis yet for many parents and carers it can be a place of concern.

We worry about what or whom our children may encounter online and how we can protect them. We can now access the Internet on most mobile phones and whilst this access brings a world of incredible opportunities in terms of communication, interaction and entertainment, there are certain risks to children posed via the Internet.

At Sackville we believe that E-Safety is a high priority in keeping pupils safe. We have extensive security measures in place in school which are monitored internally to help safeguard pupils from potential dangers or unsuitable material whilst using the computers and other electronic equipment whilst on the school premises.

Positive Parenting Evening

Below are some useful links with more information on e-safety:

<http://www.thinkuknow.co.uk/> – Visit the “Parent/Carer” Section and use the “Click CEOP” button to seek advice and report online abuse.

www.childnet.com – Visit the Parent/Carer section and the link for ‘Know It All’ for an interactive guide about online safety.

<http://clickcleverclicksafe.direct.gov.uk> – Click Clever Click Safe Campaign – The information has been archived by the website but is still all relevant and accessible by following the links.

www.bbc.co.uk/onlinesafety – general information and tips.

<http://ceop.police.uk/> – Child Exploitation and Online Protection page. Visit the section on information for parents, carers and guardians. You can also report suspicious behaviour here too.

What are the two most popular social media sites?

- Snapchat



- Instagram



Module One

How do they work???



<https://www.youtube.com/watch?v=LEqfmkX4kXY>



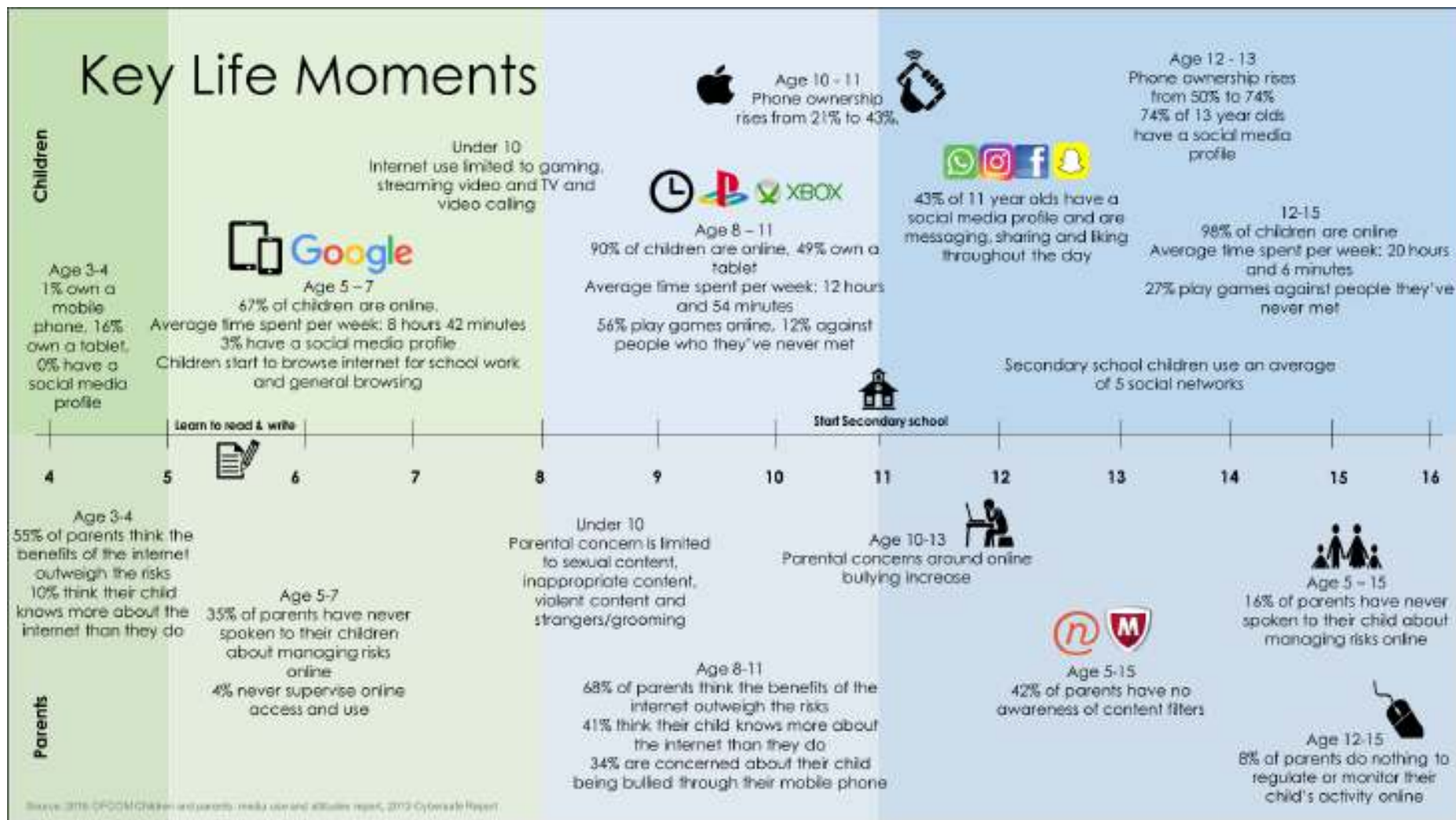
<https://www.youtube.com/watch?v=IG1HPKK7bg4>

Module One

Penetration rate: Years to reach c.50m users



internet
matters.org



Module One

Dealing with inappropriate CONTENT

4.7m

URL's showing pornographic
content

More than 12% of the internet

11yrs

Average age to first
view porn online

1/3

of children have seen
explicit images by age
of 10

internet
matters.org

Module One

Dealing with inappropriate CONTACT

48%

of secondary school
children have talked to
strangers on social
media

48%

of 11 year olds have a
social media profile

internet
matters.org

Module One

Dealing with inappropriate CONDUCT

25%

of children will
experience
cyberbullying

50%

of children say
someone has been
nasty online

internet
matters.org

What are children taught in school?



Use technology safely and respectfully, keeping personal information private; identify where to go for help and support when they have concerns about content or contact on the internet or other online technologies

KS1



Use technology safely, respectfully and responsibly; recognise acceptable/unacceptable behaviour; identify a range of ways to report concerns about content and contact

KS2



Understand a range of ways to use technology safely, respectfully, responsibly and securely, including protecting their online identity and privacy; recognise inappropriate content, contact and conduct, and know how to report concerns

KS3



Understand how changes in technology affect safety, including new ways to protect their online privacy and identity, and how to report a range of concerns

KS4

In addition, schools embed it across...



ICT
curriculum

PSHE
lessons

Appropriate
filters and
monitoring
system

Curriculum and
safeguarding
assessed as part
of Ofsted
framework

internet
matters.org

Module One

Controlling tech time

Your children will be watching the way you use technology and they will copy; make sure there is some consistency in how you **role model** good behaviour:

- 1 Turn off notifications on apps to avoid that constant 'ping'
- 2 Buy an alarm clock so you don't have devices in the bedrooms
- 3 Keep phone on silent in your pocket or bag when you pick the kids from school
- 4 No phones at the table rule or no phones between 6 and 7 rule
- 5 Family tech free days!

internet
matters.org

Module One

Controlling tech time

And there are tactics you can put in place to help manage their screen time....

1. Set a good example
2. Talk together about the time spent online
3. Agree on appropriate length of time they can use their device
4. Get the whole family to unplug & create screen free zones
5. Use technology / apps to help manage screen time e.g. Forest App



internet
matters.org

Module One

A horizontal banner with a light blue background. It contains a series of faint, white line-art icons representing various digital and educational concepts: a hand, a computer monitor, a smartphone, a lightbulb, a game controller, and a document.

Three things to teach your child



Be a confident communicator



Be a critical thinker



Be a capable tools user

internet
matters.org

Module One



Meet me



Snapchat




What's app



Monkey



Instagram



Tinder



Musicly



OoVoO

Have young people changed?

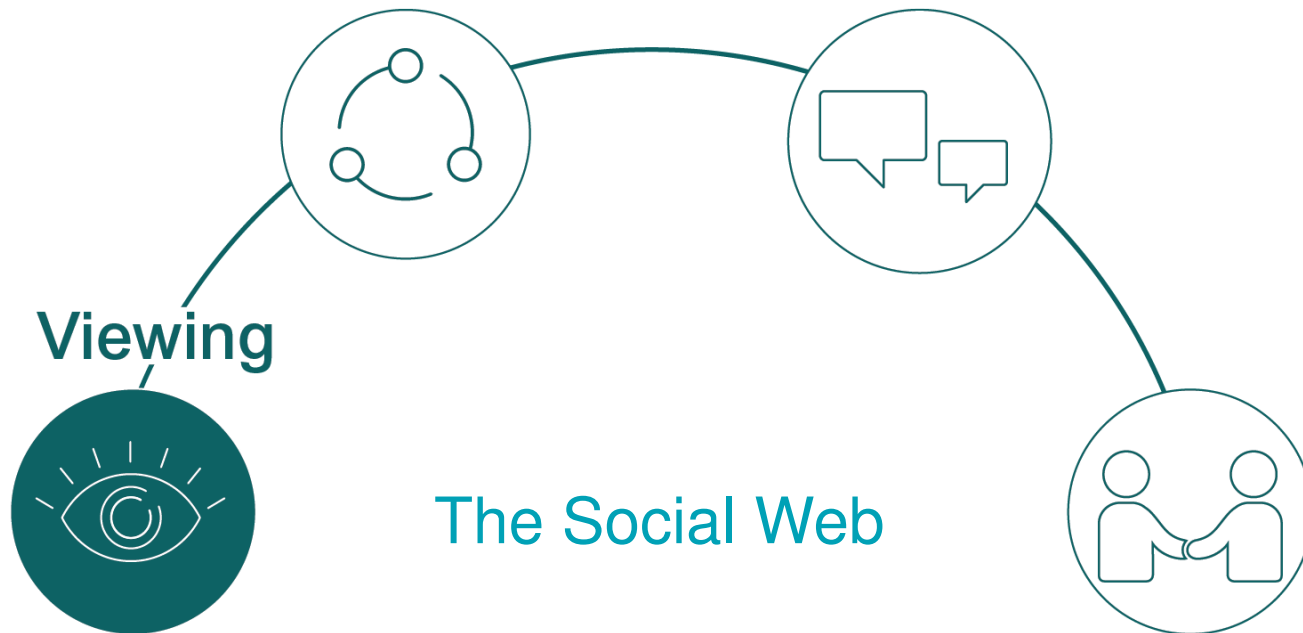
Teens hang out, gossip, flirt, people watch, joke around, and jockey for status. These dynamics are at the heart of teen life... So they relish any opportunity to log in and engage with peers.”

‘It’s Complicated’ **Danah Boyd**



Module Two





- What content can they see?
- Is it age appropriate?





- What are they sharing?
- Who are they sharing it with?





- Who are they talking to?
- What are they sharing with them?



Ways to chat online



Instant
messaging



Web cam or
video chat



Voice Over
Internet Protocol



Chat rooms and
forums

The Social Web



Chatting



- Who are they friends with?
- What are they sharing with them?



Optional activity



Pick one of the most popular apps with children and young people and apply the 'Viewing, Sharing, Chatting, Friending' technique to it:

- Have you learnt anything new?
- Does this change how you would talk to children and young people and/or parents/carers about it?
- What are the opportunities and risks?



The World Changes. Children don't.

The background of the central text is a close-up photograph of a child's drawing on lined paper. The drawing consists of many horizontal, wavy lines in various colors (brown, blue, purple, green) drawn over the original blue lines of the paper.

**The world changes.
Children don't.**

**Talk to your children about sex, relationships
and the internet.**