

# KS4 Option Choices



Year 9 - 2024

# Key Dates

- ❑ **Monday 8th January 2024** Options assembly
- ❑ **Monday 15th January 2024** T&T / BS / Film
- ❑ **Monday 22nd January 2024** Soc / H&SC
- ❑ **Mon 22nd Jan - Fri 9th Feb 2024** Tutor sessions
- ❑ **Thursday 22nd February 2024** Options Evening
- ❑ **Thursday 29th February 2024** Parents' Evening
- ❑ **Friday 8th March 2024** Options Deadline

# KS4 Core Curriculum

- GCSE English Language and GCSE English Literature
- GCSE Mathematics
- GCSE Science (Double Science **or** Triple Science)
- Non GCSE Physical Education
- GCSE Beliefs and Values (Examined in Year 10)

# KS4 Option Choices

- ❑ **Ebacc Route** – The vast majority of students will follow this route. The core plus **geography** or **history** and their current **modern foreign language**
  
- ❑ **Two Further Options** – You can choose between **traditional GCSEs** or equivalent **technical qualifications**

# KS4 Option Choices

Block A	Block B	Block C	
Geography	French	GCSE Drama	or
History	German	GCSE Computer Science	or
	Spanish	GCSE Physical Education	or
	Curriculum Support	GCSE Business Studies	or
	Or	GCSE Photography	
	Additional Block C option	GCSE Design & Technology	
		L1/2 Hospitality & Catering	
		GCSE Film Studies	
		GCSE Sociology	
		GCSE Art	
		BTEC First Award Dance	
		BTEC Travel & Tourism	
			BTEC First Award in Performing Arts
			National Certificate in Creative Media
			CNAT in Sport
			BTEC Award in Enterprise
			BTEC First Award Health & Social Care
			GCSE Geography
			GCSE History
			GCSE French
			GCSE German
			GCSE Spanish
			BTEC First Award in Music

**Further information about courses is outlined in the KS4 prospectus on the school website.**

<https://sackvilleschool.org.uk/>



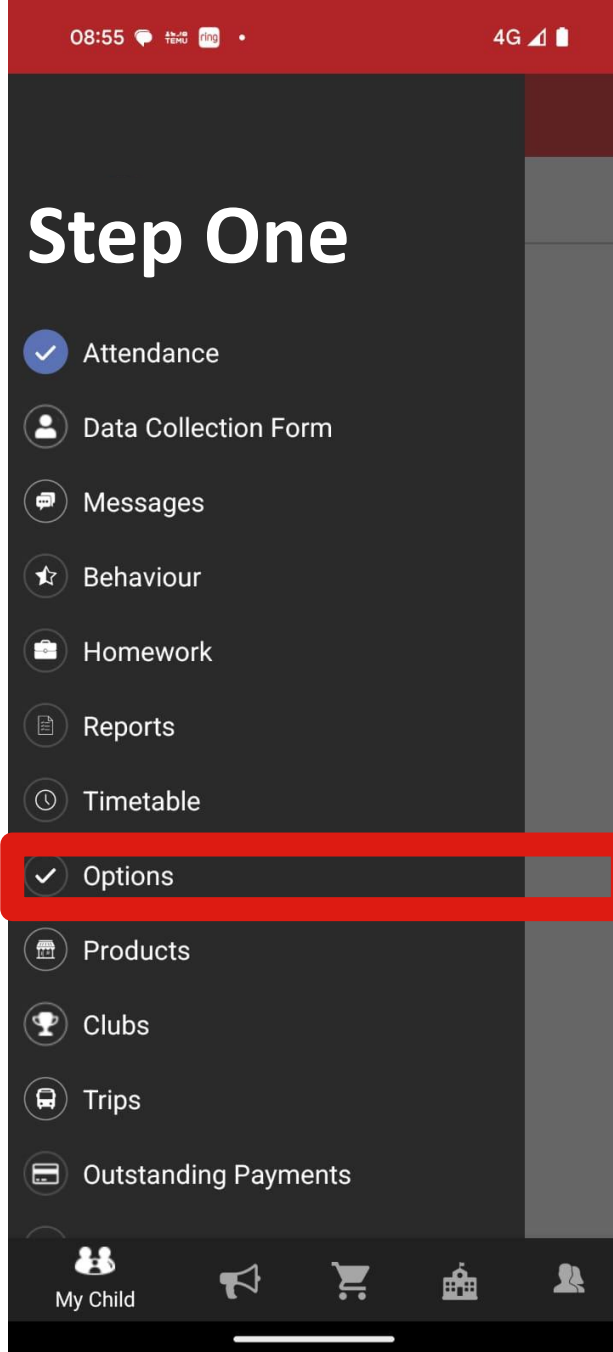
# KS4 National Curriculum

GCSE	Vocational Qualifications
9	Level 2 Distinction *
8	Level 2 Distinction
7	
6	Level 2 Merit
5	Level 2 Pass
4	
3	Level 1 Distinction
2	Level 1 Merit
1	Level 1 Pass

- ❑ Challenging knowledge based curriculum
- ❑ Ebacc subjects becoming linear and controlled assessment being removed
- ❑ More vocational content and skills based
- ❑ Assessment spread throughout the course and including a greater percentage of coursework

# How To...

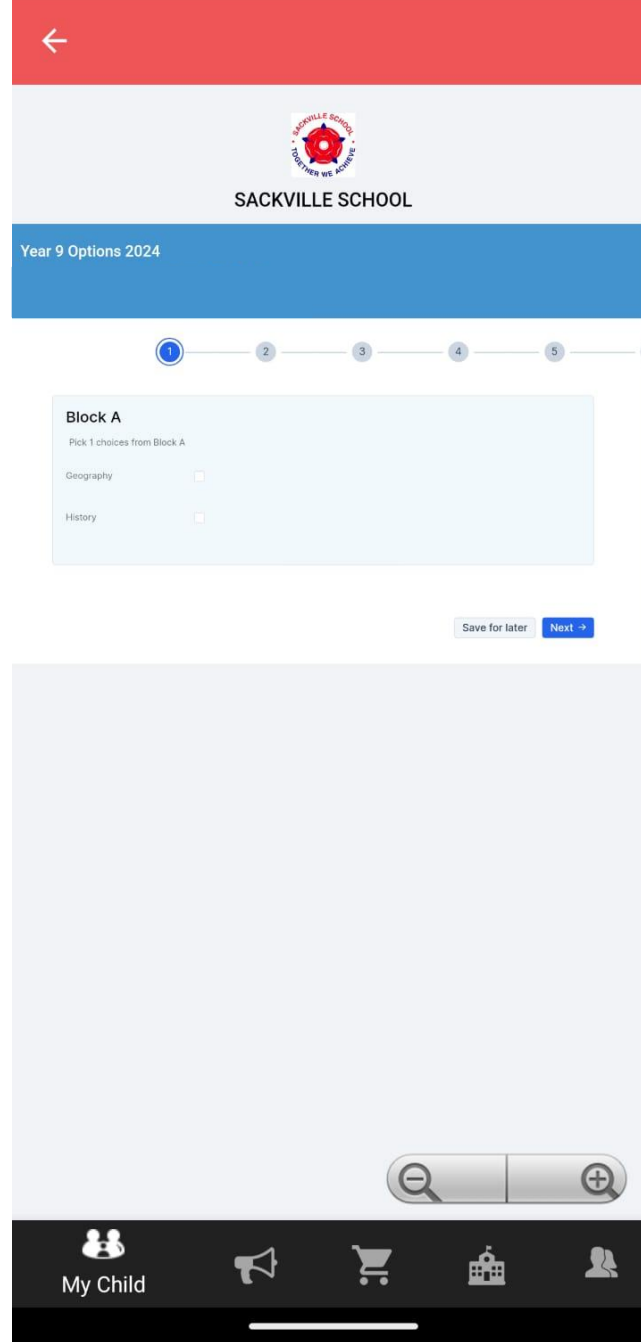
In the MCAS app:



# How To...

In the MCAS  
app:

**Step Three**



Choose either  
Geography or  
History






# How To...

In the MCAS  
app:

**Step Four**

←

  
SACKVILLE SCHOOL

Year 9 Options 2024

1 2 3 4 5 6

**Block B**  
Pick 1 choices from Block B






French

German

Spanish

BLANK

Previous Save for later Next →

 My Child    

Choose a  
language or  
select blank



# How To...

In the MCAS  
app:

## Step Five

The screenshot displays the MCAS app interface for Sackville School. At the top, there is a red header with a back arrow. Below it is the school logo and the name "SACKVILLE SCHOOL". The main content area is titled "Year 9 Options 2024" and features a progress indicator with six steps, where step 2 is currently active. The "Block B" section prompts the user to "Pick 1 choices from Block B" and lists four options: French, German, Spanish, and BLANK. The "Spanish" option is selected with a blue checkmark. At the bottom of the form, there are buttons for "Previous", "Save for later", and "Next ->". The bottom navigation bar includes icons for "My Child", a megaphone, a shopping cart, a school building, and a person icon.

Work through  
the screens to  
give us four  
subjects in  
order of  
preference

# How To...

In the MCAS  
app:

## Step Six

←

SACKVILLE SCHOOL  
TOGETHER WE ACHIEVE

SACKVILLE SCHOOL  
TOGETHER WE ACHIEVE

Year 9 Options 2024

1 — 2 — 3 — 4 — 5 — 6

Block A [Edit](#)  
Geography

Block B [Edit](#)  
Spanish

First Preference [Edit](#)  
Computer Science

Second Preference [Edit](#)  
Physical Education

Third Preference [Edit](#)  
Sociology

Fourth Preference [Edit](#)  
Health and Social Care BTEC

A form can only be submitted once and can't be changed later. If you would like to modify it, use the Save for later button.

Previous Save for later **Submit**

My Child

Check options

Save for Later if you  
want to be able to  
edit

Submit when you are  
happy (you cannot  
change it at that  
point)



# How To...

On the web  
version:

myChildschool.com SACKVILLE SCHOOL

SACKVILLE SCHOOL TOGETHER WE ACHIEVE

Dashboard Homepage and Launchpad

Attendance More

Reg	Tutor Group	Mark
1	Geography	✓
2	History	✓
3	Physical Education	✓
4	Spanish	?
5	English Language	?

Homework More

No Homework data found

Classes

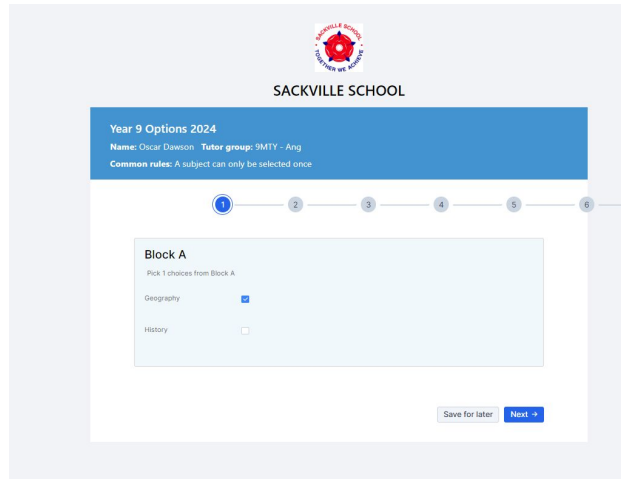
Class Name	Class Details
9Ar/11	Art

Options

© 2024 - Bromcom Computers Plc

# How To...

On the web  
version:



SACKVILLE SCHOOL

Options

YOU ARE HERE: [Dashboard](#) > [Options](#)

Search:

Setup Name	Timeframe	Status	View Only
Year 9 Options 2024	22/02/2024 - 23/02/2024	New	Editable

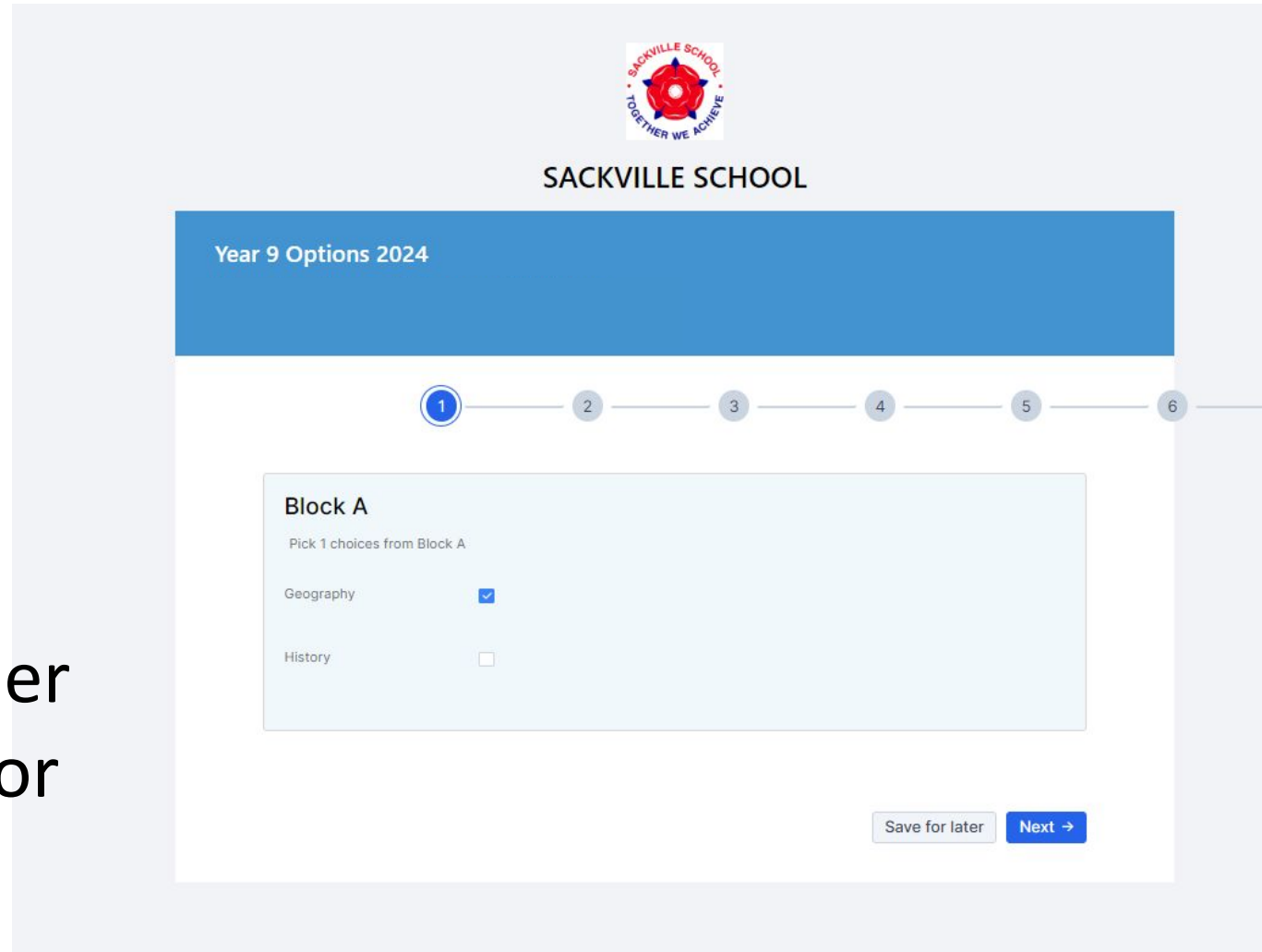
Showing 1 entries



# How To...

On the web  
version:

Choose either  
Geography or  
History

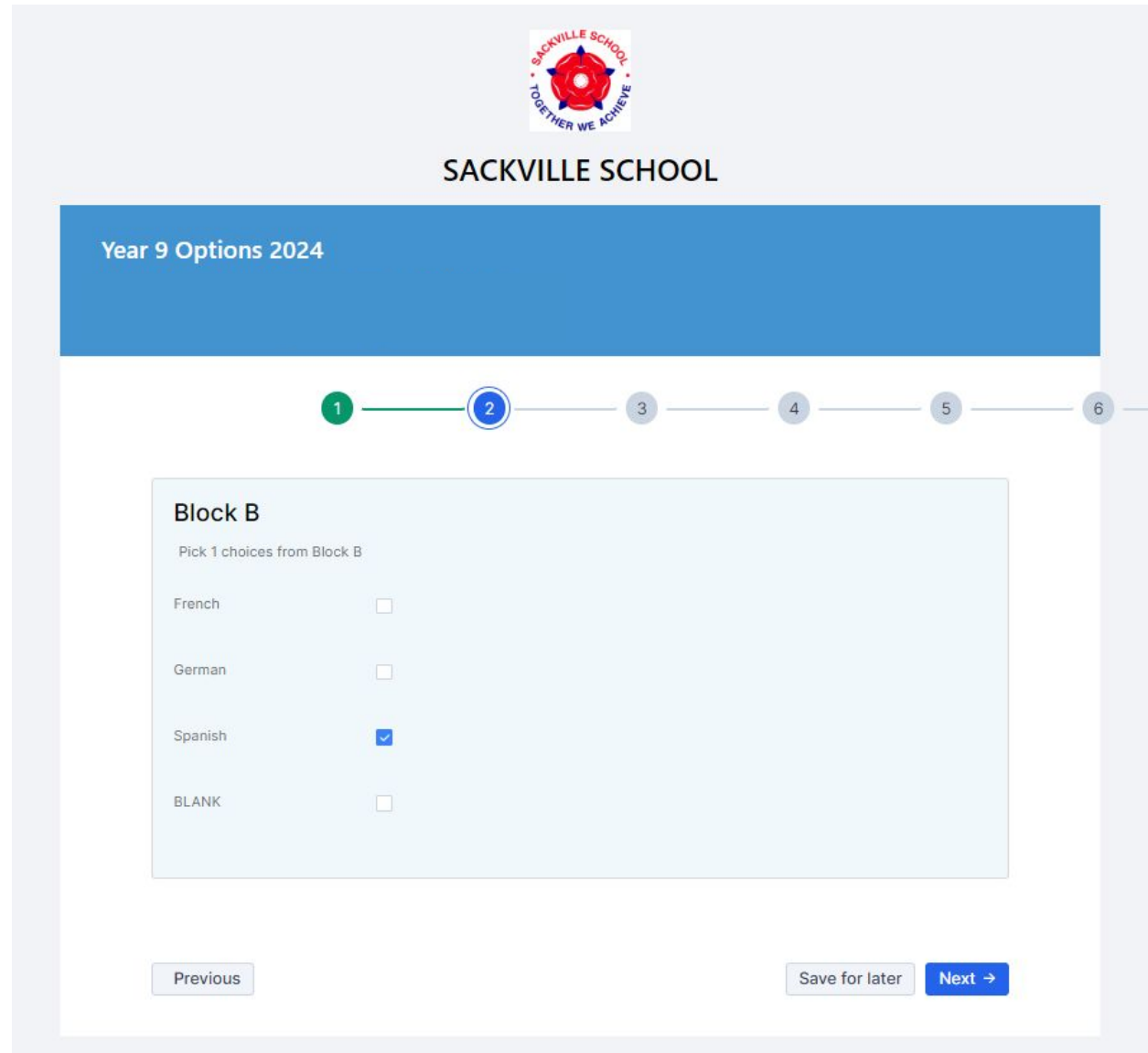


The screenshot shows the Sackville School logo at the top, with the text "SACKVILLE SCHOOL" and "Year 9 Options 2024" below it. A progress bar with six numbered steps is visible, with step 1 highlighted. The main content area is titled "Block A" and contains the instruction "Pick 1 choices from Block A". Below this, there are two options: "Geography" with a checked checkbox and "History" with an unchecked checkbox. At the bottom right of the form, there are two buttons: "Save for later" and "Next →".

# How To...

On the web  
version:

Choose a  
language or  
select blank



The screenshot shows the Sackville School logo at the top, with the text "SACKVILLE SCHOOL" and "TOGETHER WE ACHIEVE". Below the logo is a blue header bar with the text "Year 9 Options 2024". A progress indicator shows six steps, with step 2 highlighted in blue. The main content area is titled "Block B" and contains the instruction "Pick 1 choices from Block B". Below this are four options: French, German, Spanish, and BLANK, each with a checkbox. The Spanish checkbox is checked. At the bottom of the form are three buttons: "Previous", "Save for later", and "Next →".

SACKVILLE SCHOOL  
TOGETHER WE ACHIEVE

SACKVILLE SCHOOL

Year 9 Options 2024

1 2 3 4 5 6

Block B

Pick 1 choices from Block B

French

German

Spanish

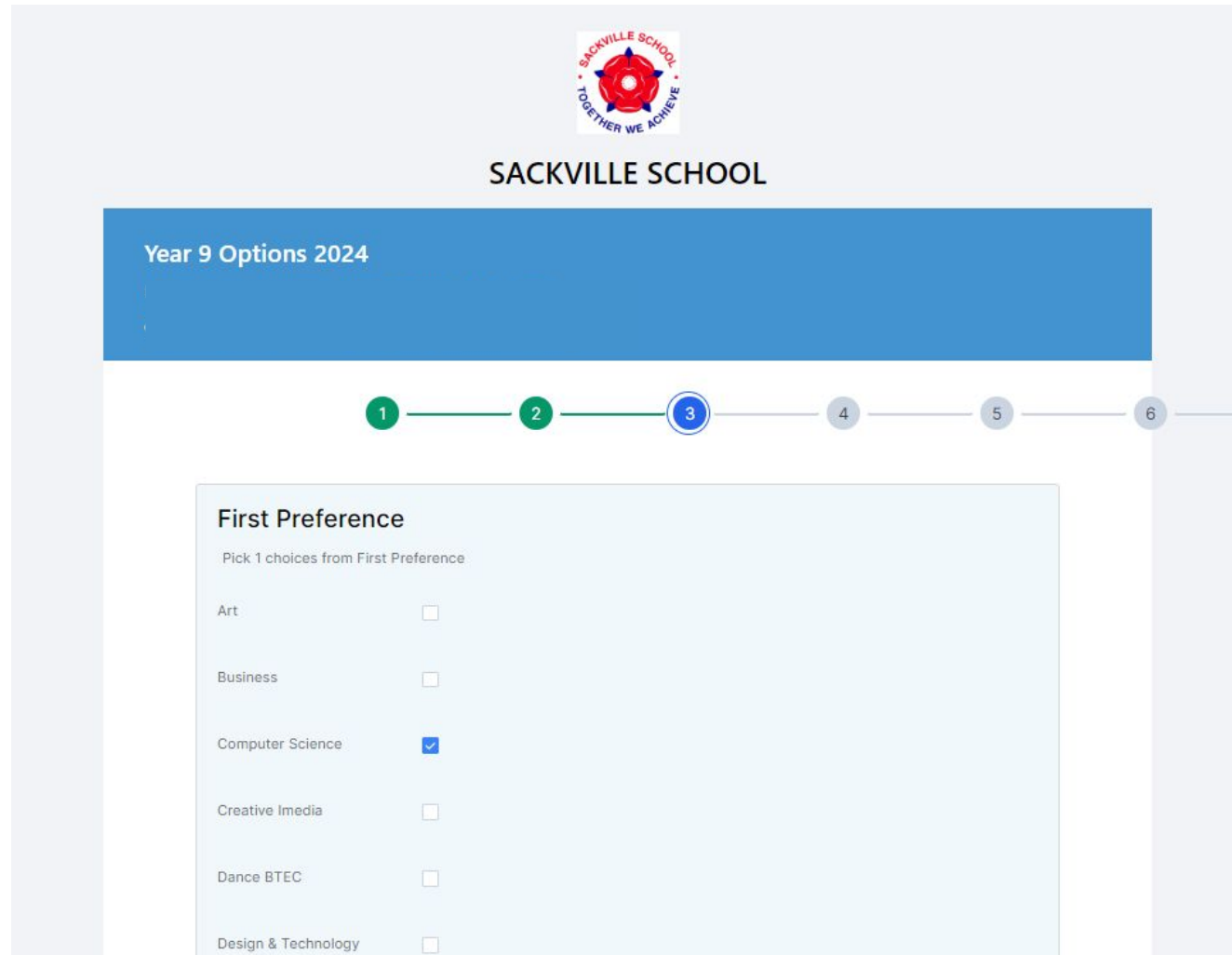
BLANK

Previous Save for later Next →

# How To...

On the web  
version:

Work through  
the screens to  
give us four  
subjects in  
order of  
preference



The screenshot shows the Sackville School logo at the top, featuring a red and blue circular emblem with the text "SACKVILLE SCHOOL" and "TOGETHER WE ACHIEVE". Below the logo is the text "SACKVILLE SCHOOL". A blue header bar contains the text "Year 9 Options 2024". A progress indicator below the header shows six steps, with step 3 highlighted in blue. The main content area is titled "First Preference" and includes the instruction "Pick 1 choices from First Preference". A list of subjects with checkboxes is displayed:

Subject	Selected
Art	<input type="checkbox"/>
Business	<input type="checkbox"/>
Computer Science	<input checked="" type="checkbox"/>
Creative Media	<input type="checkbox"/>
Dance BTEC	<input type="checkbox"/>
Design & Technology	<input type="checkbox"/>



# How To...

On the web  
version:

Check options

Save for Later if you  
want to be able to  
edit

Submit when you are  
happy (you cannot  
change it at that  
point)

The screenshot shows a web form titled "Year 9 Options 2024". At the top, there is a blue header bar with the title. Below the header is a progress indicator consisting of a horizontal line with six green circular markers numbered 1 through 6. The form itself is a vertical stack of six light blue boxes, each representing a selection option. Each box contains the name of the option, a small blue pencil icon followed by the word "Edit", and a downward-pointing chevron icon on the right side. The options are: "Block A" (Geography), "Block B" (Spanish), "First Preference" (Computer Science), "Second Preference", "Third Preference", and "Fourth Preference". Below the form, there is a small grey text box with the following text: "A form can only be submitted once and can't be changed later. If you would like to modify it, use the Save for later button." At the bottom of the form, there are three buttons: a grey "Previous" button, a grey "Save for later" button, and a blue "Submit" button with a white document icon.

Year 9 Options 2024

1 — 2 — 3 — 4 — 5 — 6

Block A [Edit](#) ▾  
Geography

Block B [Edit](#) ▾  
Spanish

First Preference [Edit](#) ▾  
Computer Science

Second Preference [Edit](#) ▾

Third Preference [Edit](#) ▾

Fourth Preference [Edit](#) ▾

A form can only be submitted once and can't be changed later. If you would like to modify it, use the Save for later button.

Previous Save for later **Submit**

# Options Deadline

**Friday 8th March 2024**



# Options - FAQ

Should I base my choices on future career preferences?

Should I base my choices on what I wish to study at university / college?

Should I base my choices on how they are assessed?

Should I make sure there is breadth to my choices?



Should I base my choices on what I enjoy?

Should I base my choices on what I am good at?

Should I base my choices on what teachers I like?

Should I base my choices on what my friends are doing?